

CLASSIC CHEF COAT

CLASSIC CHEF COAT WITH MOISTURE-WICKING MESH INNER FACING AND INNER COLLAR BAND, TEN PEARL BUTTONS, LEFT ARM THERMOMETER POCKET, LEFT CHEST POCKET AND REVERSIBLE FRONT CLOSURE.

FABRIC 65/35 POLY/COTTON TWILL

POCKETS LEFT ARM THERMOMETER, LEFT CHEST

POCKET SIZE LEFT CHEST - 5.5" LENGTH x 4.5" WIDTH

BUTTONS 10 PEARL




AVAILABLE SIZES XS - 6X

CASE/BAG QUANTITY 1

OTHER OPTIONS

C10PS | SHORT SLEEVE VERSION - BLACK, WHITE

C10P-3/4 | 3/4 LENGTH SLEEVE VERSION - BLACK, WHITE

-  BLACK
-  RED (BLACK BUTTONS)
-  WHITE

UNISEX JACKET/TOP SIZING	MEN'S ALPHA	MEN'S CHEST	WOMEN'S DRESS
	XS	32	4 - 6
	SM	34 - 36	8 - 10
	MD	38 - 40	12 - 14
	LG	42 - 44	16 - 18
	XL	46 - 48	20
	2X	50 - 52	22W - 24W
	3X	54 - 56	26W
	4X	58 - 60	28W
	5X	62 - 64	30W - 32W
	6X	66 - 68	34W

